

Insertion/Staking Methods for Terminals

P158 Spring Impact Insertion Tools

Provide An Easy Method of Manually Installing:

- Terminals
- Pins
- Wrap Posts
- Eyelets

This spring actuated terminal insertion tool with interchangeable die points provides a happy compromise between slow manual tools and expensive machines for installing terminals in Vectorbord. The P158 impact tool with associated die points has an adjustable spring which supplies installation impact force. Since the impact is not governed by human strength, each terminal is easily and consistently installed with the optimum pressure. Also available are anvils.

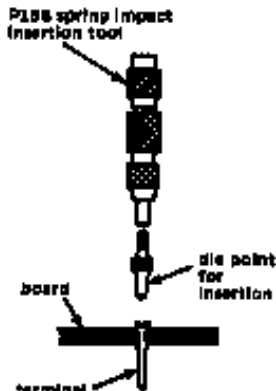
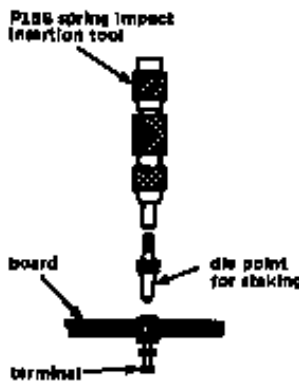


FIG. 2 Backup Staked Wrap Post Only, Also See Figs. 6 & 7.

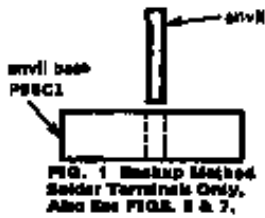


FIG. 1 Backup Staked Solder Terminals Only, Also See Figs. 6 & 7.

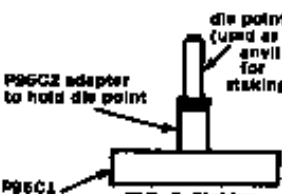
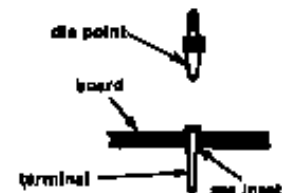
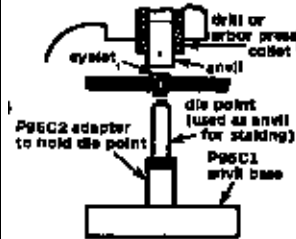


FIG. 3 Staking Method for Wrap Posts, also see Figs. 6 & 7.

Terminal Reference	Description	Req'd Hole Dia.	Bd Thk.	Die Part No.	Anvil Part No.	Die/Anvil Intended For
K24	Inbord Pin	.042"	1/16"	D7-2	N/A	Insertion
K26, K30	Inbord Pin	.042"	1/16"	D7-2	N/A	Insertion
K31	Inbord Pin	.042"	1/16"	D7-2	N/A	Insertion
T44Series	Sq. Pin	.042"	1/16"	D11	D7-3	Insertion
T44Series	Sq. Pin	.042"	1/16"	D11	D7	Staking
T46-2	Terminal	.042"	1/16"	D7-2	N/A	Insertion
T46-3	Terminal	.042"	1/16"	D7-4	N/A	Insertion
T46-5	Terminal	.042"	1/16"	D7-2	N/A	Insertion
T49Series	Sq. Pin	.042"	1/16"	D8	D7-3	Insertion
T49Series	Sq. Pin	.042"	1/16"	D7	D8	Staking
T68Series	Sq. Pin	.042"	1/16"	D17	D7-3	Insertion
T68Series	Sq. Pin	.042"	1/16"	D17	D7	Staking
R30Series	Socket Pin	.055"	1/16"	D10	N/A	Insertion
R31Series	Socket Pin	.055"	1/16"	D10	N/A	Insertion
R32Series	Socket Pin	.042"	1/16"	D9	N/A	Insertion
R52Series	Socket Pin	.055"	1/8"	D19	N/A	Insertion
T125	Terminal	.042"	1/16"	D19	A19	Insertion
T126	Terminal	.042"	1/16"	D20	A19	Insertion

Accessories